

00 – BASE

SPOOKY HOUSE

SHEET 1

Copyright Notice

Your licence is for personal use only. Reselling, sharing or commercial use of these plans or artwork is not allowed.

TEST SQUARE

**CHECK THIS
SQUARE IS**

5 CM x 5 CM

SHEET 2

Your licence is for personal use only. Reselling, sharing or commercial use of these plans or artwork is not allowed.

01 – HOUSE – LH SIDE

03 – HOUSE – RH SIDE

SHEET 3

Your licence is for personal use only. Reselling, sharing or commercial use of these plans or artwork is not allowed.

02 – HOUSE – FRONT

SHEET 4

Your licence is for personal use only. Reselling, sharing or commercial use of these plans or artwork is not allowed.

04 – HOUSE – BACK

05 – HOUSE – TOP

SPOOKY HOUSE

Copyright Notice

SHEET 5

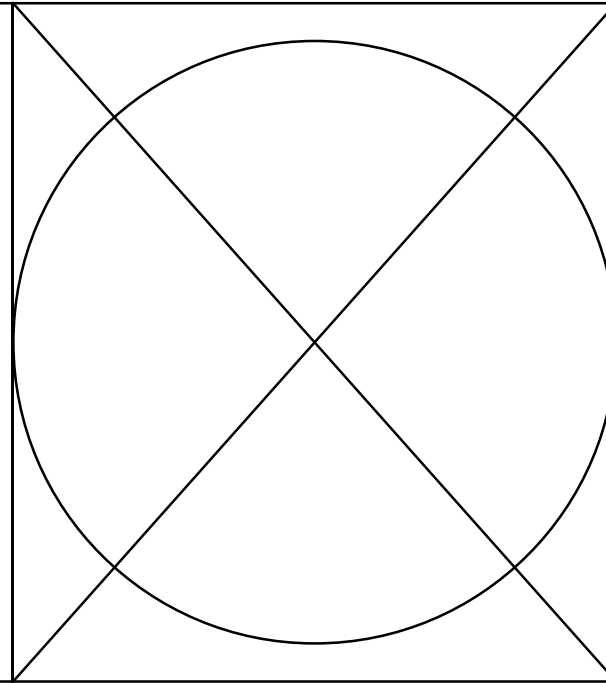
Your licence is for personal use only. Reselling, sharing or commercial use of these plans or artwork is not allowed.

08 – TOWER – FRONT

The tower front will need a hole cutting in it to allow for your 80mm diameter clock insert. The cross marked here shows the approximate centre for the clock.

NB. The circle shows the outside diameter of the clock.

Your cut hole will be smaller than this depending on the internal size of the movement that you have purchased



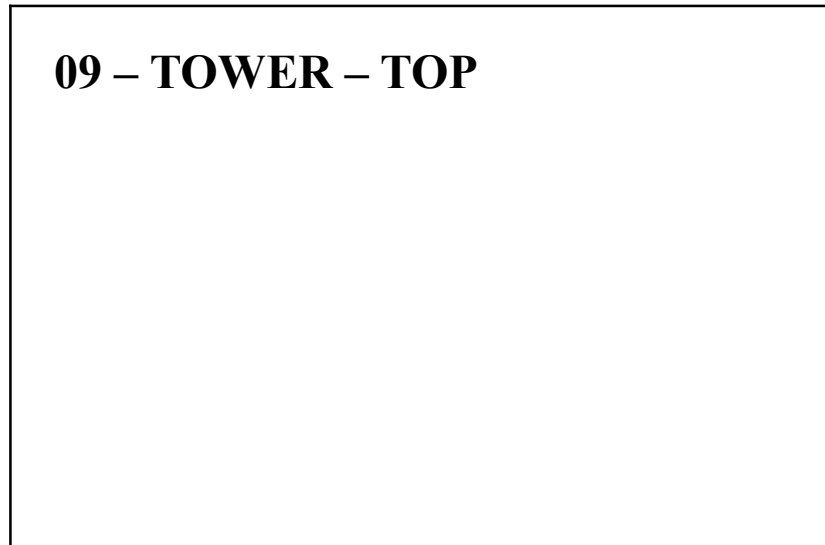
Copyright Notice

Your licence is for personal use only. Reselling, sharing or commercial use of these plans or artwork is not allowed.

SPOOKY HOUSE

SHEET 6

09 – TOWER – TOP



06 – TOWER – LH SIDE

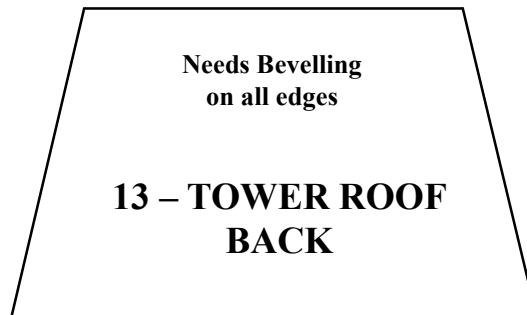
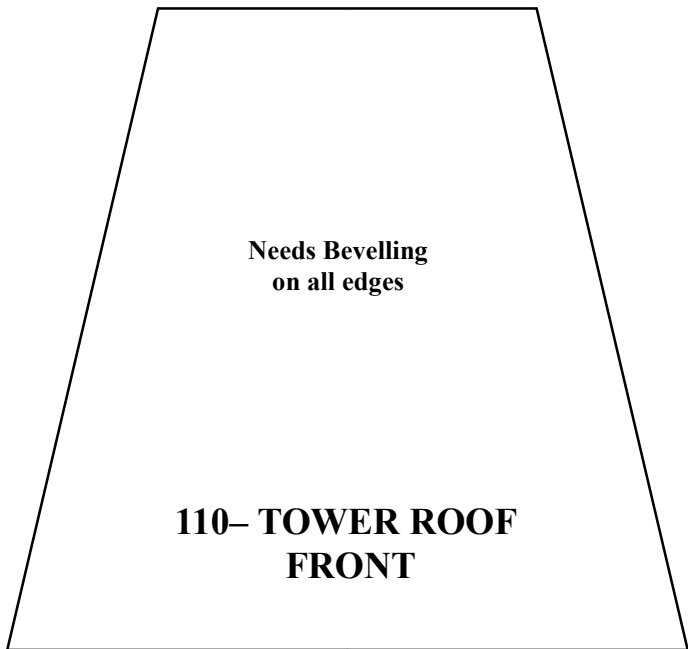
07 – TOWER – RH SIDE

SPOOKY HOUSE

Copyright Notice

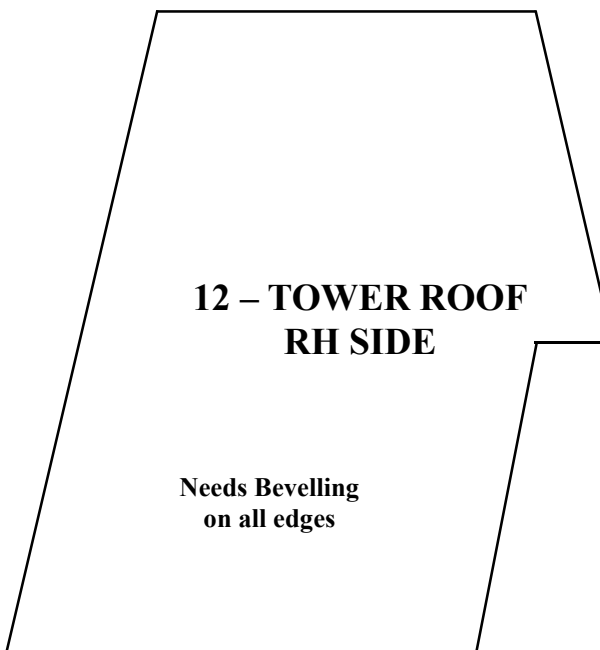
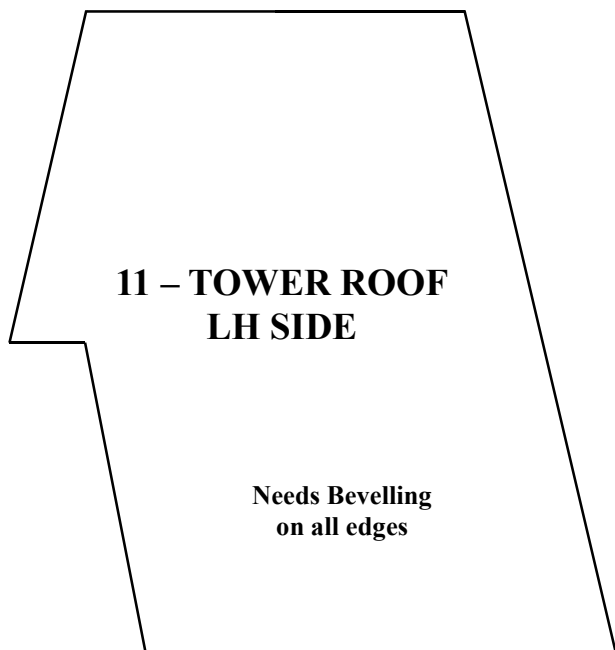
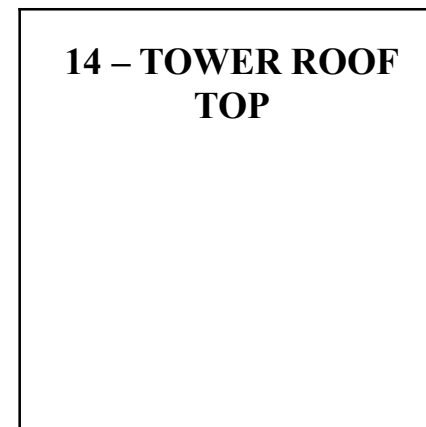
SHEET 7

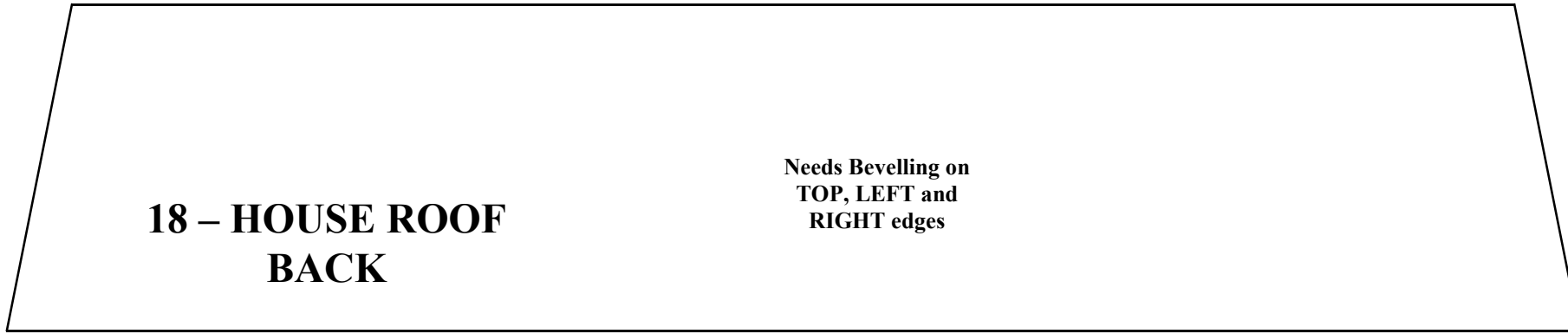
Your licence is for personal use only. Reselling, sharing or commercial use of these plans or artwork is not allowed.



Copyright Notice

Your licence is for personal use only. Reselling, sharing or commercial use of these plans or artwork is not allowed.

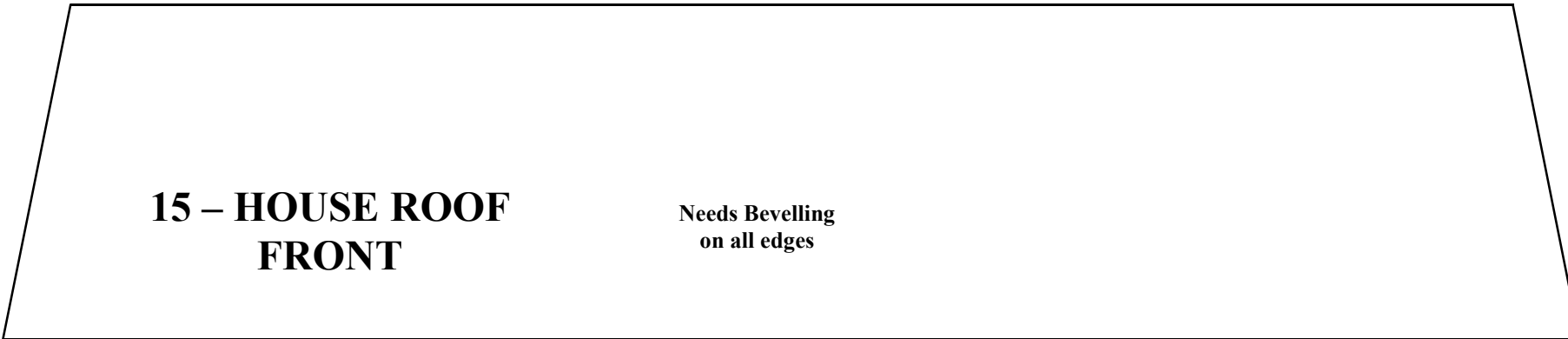




**18 – HOUSE ROOF
BACK**

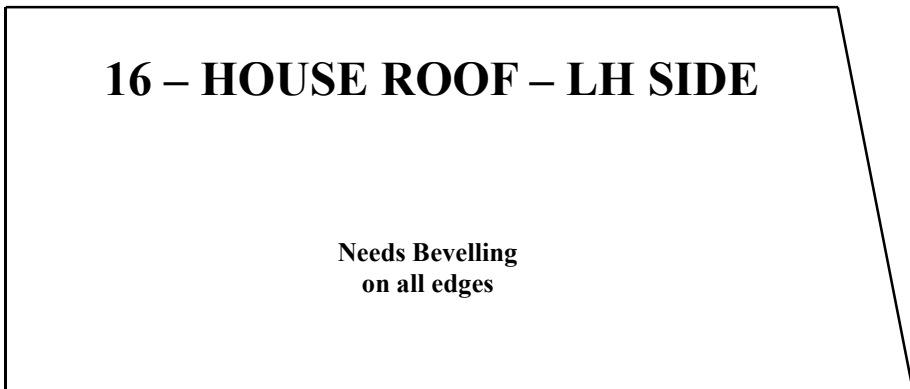
**Needs Beveling on
TOP, LEFT and
RIGHT edges**

**NB. Some edges of these roof parts will need
beveling where necessary to fit together**



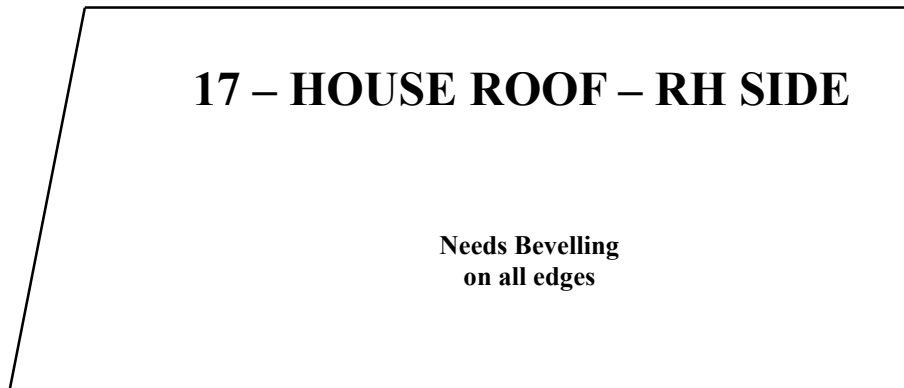
**15 – HOUSE ROOF
FRONT**

**Needs Beveling
on all edges**



16 – HOUSE ROOF – LH SIDE

**Needs Beveling
on all edges**



17 – HOUSE ROOF – RH SIDE

**Needs Beveling
on all edges**



19 – HOUSE ROOF – TOP

SPOOKY HOUSE

Copyright Notice

SHEET 10

Your licence is for personal use only. Reselling, sharing or commercial use of these plans or artwork is not allowed.

20 – PORCH BASE

21 – PORCH BASE – LH SIDE

22 – PORCH BASE – RH SIDE

23 – PORCH BASE – BOTTOM FLOOR

24 – PORCH BASE – TOP FLOOR

**25 – PORCH ROOF
BALCONY**

Needs Beveling
on all edges

Copyright Notice

Your licence is for personal use only. Reselling, sharing or commercial use of these plans or artwork is not allowed.

SPOOKY HOUSE

SHEET 11

Needs Beveling
on all edges


26 - PORCH ROOF

Needs Beveling
on all edges

27 – PORCH ROOF

Needs Beveling
on all edges

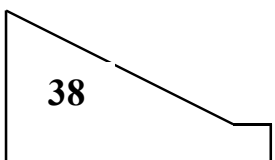
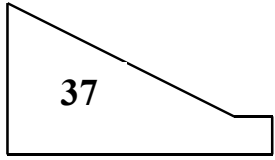
28 P- ORCH ROOF



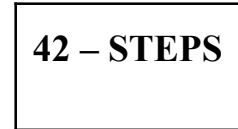
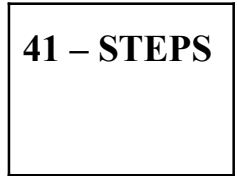
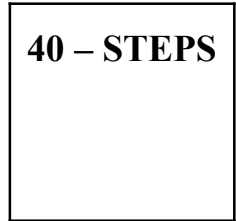

Copyright Notice

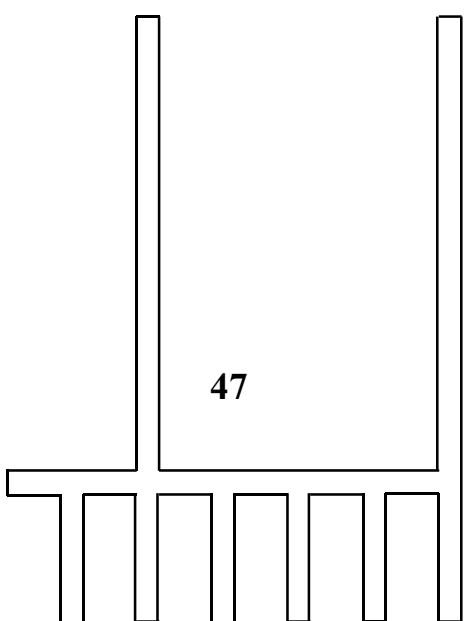
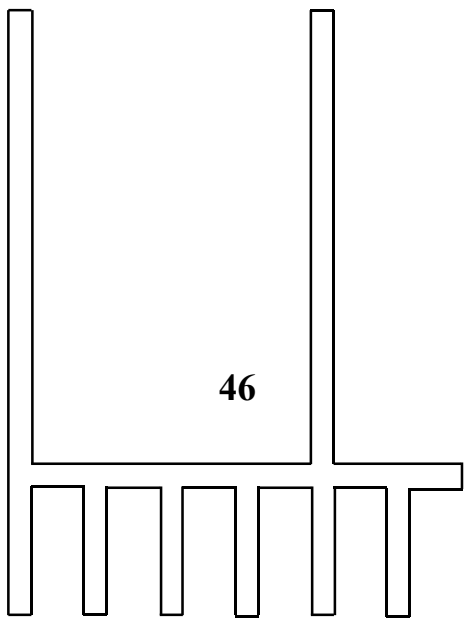
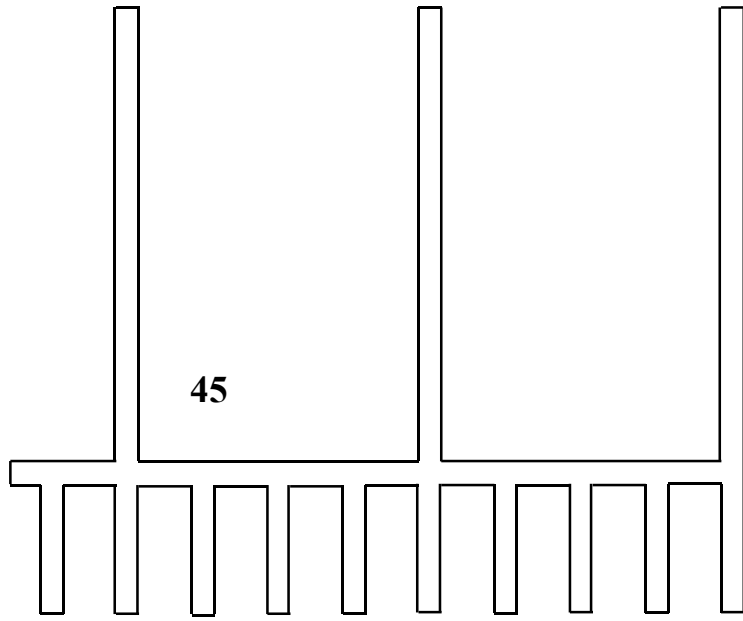
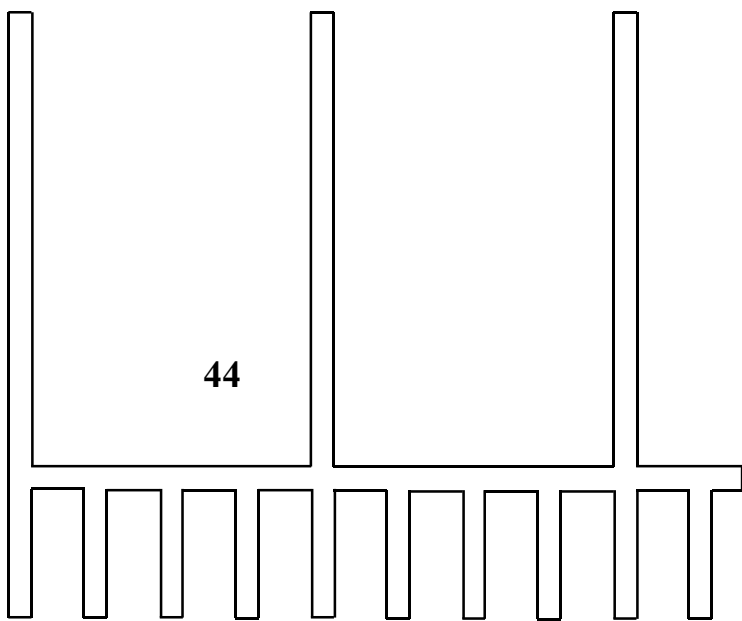
Your licence is for personal use only. Reselling, sharing or commercial use of these plans or artwork is not allowed.

NB. This cornice piece will need cutting to allow for your clock insert.



STEPS – SIDE PIECES **6mm MDF**





PORCH RAILINGS

Copyright Notice

Your licence is for personal use only. Reselling, sharing or commercial use of these plans or artwork is not allowed.