



Shanghai Lunsure Electronic
Technology Co.,Ltd
Tel:0086-21-37185008
Fax:0086-21-57152769

1N4148

Features

- High Reliability
- Low Current Leakage
- Metalurgically Bonded Construction
- Moisture Sensitivity Level 1
- Marking : Cathode band and type number
- Lead Free Finish/Rohs Compliant (Note1) ("P" Suffix designates Compliant.)

Maximum Ratings

- Operating Temperature: -65°C to +175°C
- Storage Temperature: -65°C to +175°C
- Maximum Thermal Resistance: 300K/W Junction To Ambient

Electrical Characteristics @ 25°C Unless Otherwise Specified

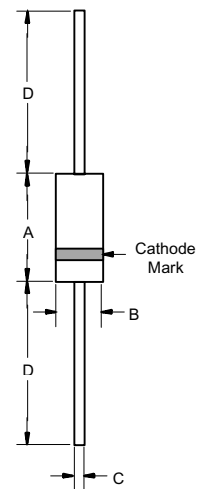
Reverse Voltage	V_R	75V	
Breakdown Voltage	V_{BR}	100V	$I_R=100 \mu A$
Average Forward Current	I_O	150mA	
Power Dissipation	P_{TOT}	500mW	
Junction Temperature	T_J	175°C	
Peak Forward Surge Current	I_{FSM}	2.0A	$t_p = 1.0 \mu s$
Maximum Instantaneous Forward Voltage	V_F	1.0V	$I_{FM} = 10mA$
Maximum DC Reverse Current At Rated DC Blocking Voltage	I_R	25nA 5.0μA 50μA	$V_R=20V; T_J = 25^\circ C$ $V_R=75V; T_J = 25^\circ C$ $V_R=20V; T_J = 150^\circ C$
Maximum Junction Capacitance	C_J	4.0pF	Measured at 1.0MHz, $V_R=0V$
Maximum Reverse Recovery Time	T_{rr}	4.0ns	$I_F=10mA; V_R = 6V$ $R_L=100\Omega$

*Pulse test: Pulse width 300 μsec, Duty cycle 2%

Note: 1. Lead in Glass Exemption Applied, see EU Directive Annex 5.

**500mW High Speed
Switching Diode
100 Volt**

DO-35

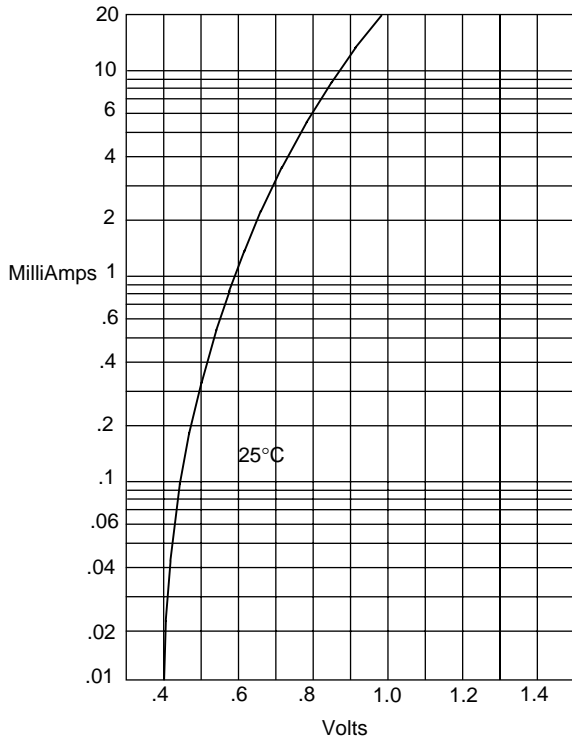


DIM	DIMENSIONS				NOTE
	INCHES		MM		
	MIN	MAX	MIN	MAX	
A	---	.166	---	4.2	
B	---	.079	---	2.00	
C	---	.020	---	.52	
D	1.000	---	25.40	---	



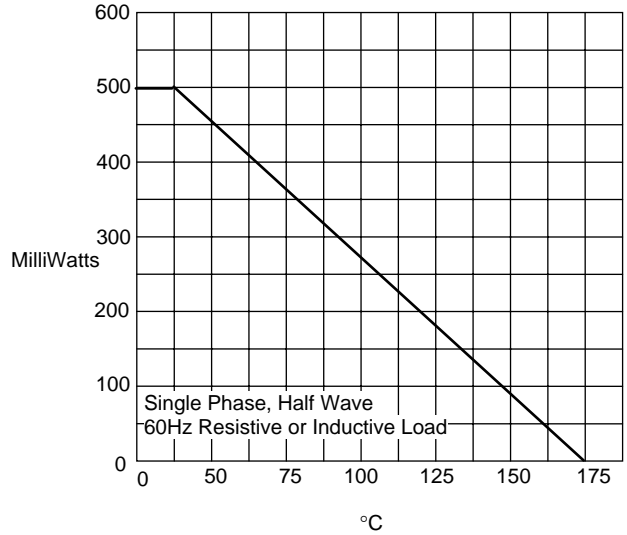
1N4148

Figure 1
Typical Forward Characteristics



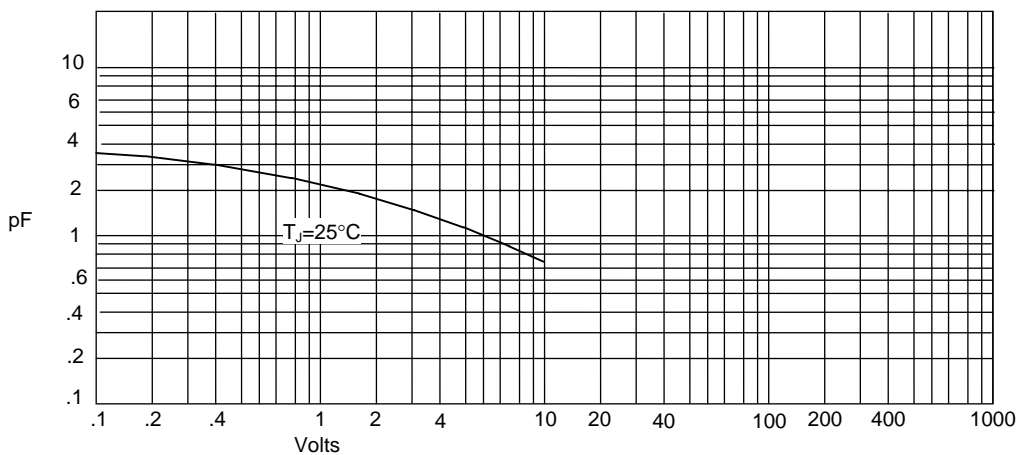
Instantaneous Forward Current - MilliAmperes versus
Instantaneous Forward Voltage - Volts

Figure 2
Power Dissipation Derating Curve



Admissible Power Dissipation - MilliWatts versus
Junction Temperature - °C

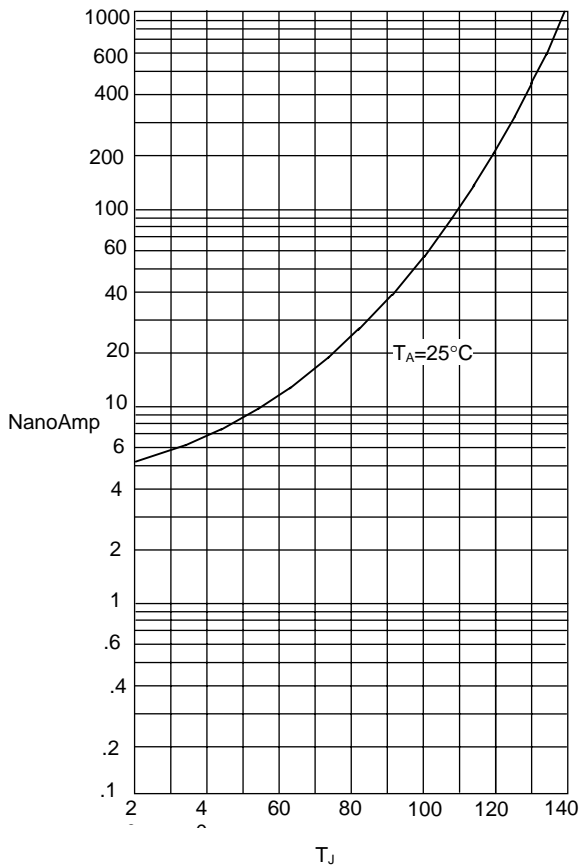
Figure 3
Junction Capacitance



Junction Capacitance - pF versus
Reverse Voltage - Volts

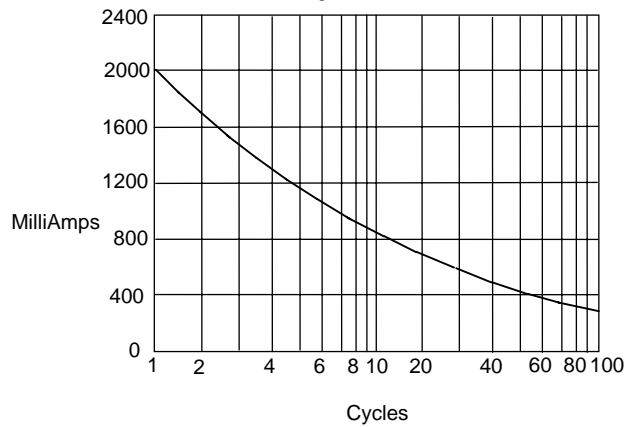
1N4148

Figure 4
Typical Reverse Characteristics



Instantaneous Reverse Leakage Current - NanoAmperes *versus* Junction Temperature - °C

Figure 5
Peak Forward Surge Current



Peak Forward Surge Current - Amperes *versus* Number Of Cycles At 60Hz - Cycles