

GEAR SET ONE

SIZING GUIDE



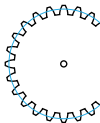
8
OD: 5.9mm
PD: 4.9mm



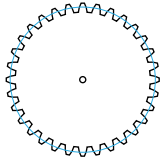
12
OD: 8.3mm
PD: 7.3mm



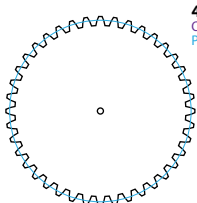
16
OD: 10.7mm
PD: 9.7mm



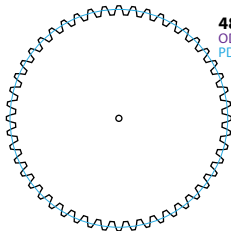
24
OD: 15.5mm
PD: 14.5mm



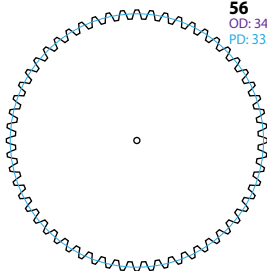
32
OD: 20.2mm
PD: 19.2mm



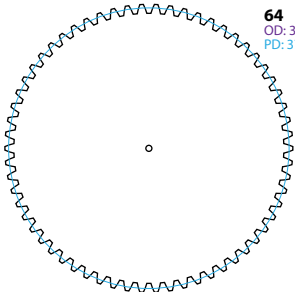
40
OD: 25mm
PD: 24mm



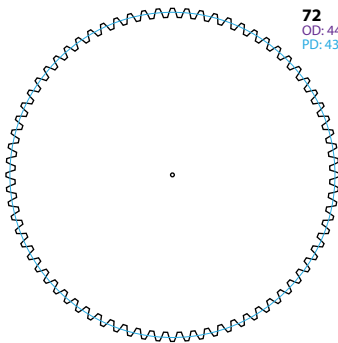
48
OD: 29.8mm
PD: 28.8mm



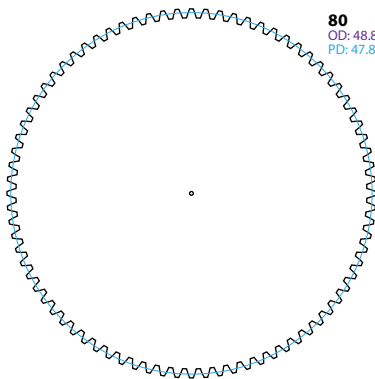
56
OD: 34.5mm
PD: 33.5mm



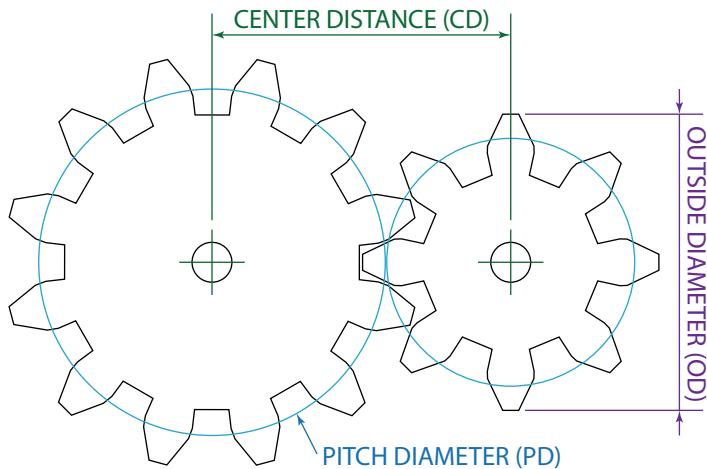
64
OD: 38.1mm
PD: 37.1mm



72
OD: 44mm
PD: 43mm



80
OD: 48.8mm
PD: 47.8mm



These gears were designed to the minimum size possible for printing with an Up!3D ABS printer. For smooth operation some filling and drilling will be necessary.

| TEETH | 8 | 12 | 16 | 24 | 32 | 40 | 48 | 56 | 64 | 72 | 80 | |
|-----------------|-----|-------|-------|-------|-------|-------|-------|-------|-------|-------|-------|-------|
| OD | 5.9 | 8.3 | 10.7 | 15.5 | 20.2 | 25 | 29.8 | 34.5 | 38.1 | 44 | 48.8 | |
| PD | 4.9 | 7.3 | 9.7 | 14.5 | 19.2 | 24 | 28.8 | 33.5 | 37.1 | 43 | 47.8 | |
| CENTER DISTANCE | 8 | 4.9 | 6.1 | 7.3 | 9.7 | 12.05 | 14.45 | 16.85 | 19.2 | 21 | 23.95 | 26.35 |
| | 12 | 6.1 | 7.3 | 8.5 | 10.9 | 13.25 | 15.65 | 18.05 | 20.4 | 22.2 | 25.15 | 27.55 |
| | 16 | 7.3 | 8.5 | 9.7 | 12.1 | 14.45 | 16.85 | 19.25 | 21.6 | 23.4 | 26.35 | 28.75 |
| | 24 | 19.4 | 21.8 | 24.2 | 29 | 33.7 | 38.5 | 43.3 | 48 | 51.6 | 28.75 | 31.15 |
| | 32 | 12.05 | 13.25 | 14.45 | 16.85 | 19.2 | 21.6 | 24 | 26.35 | 28.15 | 31.1 | 33.5 |
| | 40 | 14.45 | 15.65 | 16.85 | 19.25 | 21.6 | 24 | 26.4 | 28.75 | 30.55 | 33.5 | 35.9 |
| | 48 | 16.85 | 18.05 | 19.25 | 21.65 | 24 | 26.4 | 28.8 | 31.15 | 32.95 | 35.9 | 38.3 |
| | 56 | 19.2 | 20.4 | 21.6 | 24 | 26.35 | 28.75 | 31.15 | 33.5 | 35.3 | 38.25 | 40.65 |
| | 64 | 21 | 22.2 | 23.4 | 25.8 | 28.15 | 30.55 | 32.95 | 35.3 | 37.1 | 40.05 | 42.45 |
| | 72 | 23.95 | 25.15 | 26.35 | 28.75 | 31.1 | 33.5 | 35.9 | 38.25 | 40.05 | 43 | 45.4 |
| | 80 | 26.35 | 27.55 | 28.75 | 31.15 | 33.5 | 35.9 | 38.3 | 40.65 | 42.45 | 45.4 | 47.8 |

ALL MEASUREMENTS IN MILLIMETERS