



(12) **United States Design Patent**  
**Stapleton**

(10) **Patent No.:** **US D856,786 S**  
(45) **Date of Patent:** **\*\* Aug. 20, 2019**

- (54) **THREADED RECEIVER FOR TENON**
- (71) Applicant: **Door County Rustic LLC**, Egg Harbor, WI (US)
- (72) Inventor: **Michael E. Stapleton**, Egg Harbor, WI (US)
- (73) Assignee: **Door County Rustic LLC**, Egg Harbor, WI (US)
- (\*\*) Term: **15 Years**
- (21) Appl. No.: **29/665,749**
- (22) Filed: **Oct. 5, 2018**
- (51) **LOC (12) Cl.** ..... **08-08**
- (52) **U.S. Cl.**  
USPC ..... **D8/382**; D8/349
- (58) **Field of Classification Search**  
USPC .... D8/16, 19, 349, 354, 373, 374, 380, 382, D8/399; D6/702  
CPC ..... F16B 2012/043; F16B 2012/046; F16B 2012/466; F16B 12/06; F16B 12/10; F16B 12/12; F16B 12/125; F16B 12/14; F16B 12/2063; F16B 5/002; Y10T 403/553; Y10T 403/75  
See application file for complete search history.

- 5,785,712 A \* 7/1998 Runciman ..... A61B 17/8085 606/283
  - D428,799 S \* 8/2000 Stearns ..... D8/354
  - D493,355 S \* 7/2004 Dinh ..... D8/356
  - D623,751 S \* 9/2010 Weiman ..... D24/155
  - 8,641,315 B2 \* 2/2014 Liu ..... A47B 95/00 403/297
  - 9,482,115 B2 \* 11/2016 Harris ..... F16B 9/023
  - D798,691 S \* 10/2017 Webb ..... D8/354
  - 9,924,984 B2 \* 3/2018 Hartdegen ..... A61B 17/8057
- (Continued)

*Primary Examiner* — Sandra S Snapp  
*Assistant Examiner* — Ieisha N Price  
 (74) *Attorney, Agent, or Firm* — Andrus Intellectual Property Law, LLP

(57) **CLAIM**  
 The ornamental design for a threaded receiver for tenon, as shown and described.

**DESCRIPTION**

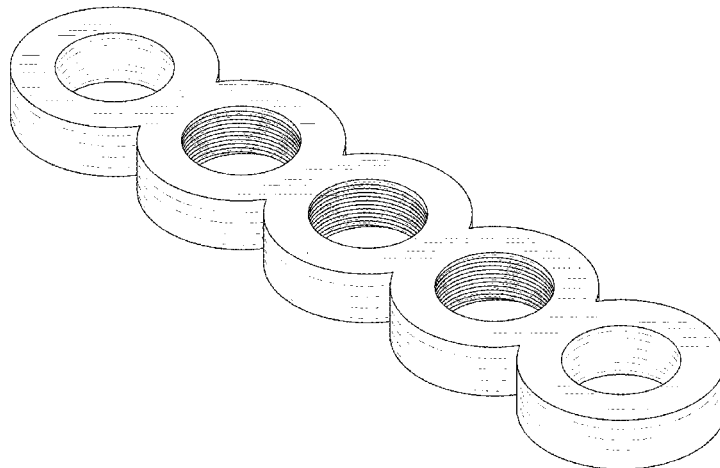
FIG. 1 is a top front perspective view of a threaded receiver for tenon showing my new design;  
 FIG. 2 is a bottom front perspective view thereof;  
 FIG. 3 is a front view thereof;  
 FIG. 4 is a rear view thereof;  
 FIG. 5 is a top view thereof;  
 FIG. 6 is a bottom view thereof;  
 FIG. 7 is a left view thereof;  
 FIG. 8 is a right view thereof;  
 FIG. 9 is a cross sectional view taken along line 9-9 in FIG. 7; and,  
 FIG. 10 is a cross-sectional view of the threaded receiver for tenon, taken along line 10-10 in FIG. 8, showing the tenon in use.  
 The broken lines showing, not-claimed items illustrated in figures, i.e. wooden blocks and mechanical fasteners in FIG. 10, are included for the purpose of illustrating environmental structure and forms no part of the claimed design.

(56) **References Cited**

U.S. PATENT DOCUMENTS

- 3,236,342 A \* 2/1966 Persson ..... E06B 3/12 403/408.1
- 3,940,212 A \* 2/1976 Gutner ..... F16B 12/14 403/306
- 4,290,710 A \* 9/1981 Waller ..... A47B 87/02 248/475.1
- 4,905,680 A \* 3/1990 Tunc ..... A61B 17/80 606/280
- 5,108,399 A \* 4/1992 Eitenmuller ..... A61B 17/8047 606/298

**1 Claim, 10 Drawing Sheets**



(56)

**References Cited**

## U.S. PATENT DOCUMENTS

D820,696 S \* 6/2018 Metz ..... D10/65  
2003/0070381 A1 \* 4/2003 Hawang ..... A47B 47/042  
52/536  
2006/0177259 A1 \* 8/2006 Yang ..... A47B 96/145  
403/49  
2009/0151616 A1 \* 6/2009 Han ..... B63B 35/38  
114/266  
2009/0281543 A1 \* 11/2009 Orbay ..... A61B 17/80  
606/70  
2010/0254757 A1 \* 10/2010 Saul ..... A47C 4/02  
403/404  
2010/0329779 A1 \* 12/2010 Chen ..... A47B 47/042  
403/374.1  
2011/0085853 A1 \* 4/2011 Liu ..... F16B 12/125  
403/381  
2011/0255915 A1 \* 10/2011 Chen ..... F16B 12/125  
403/381  
2013/0022394 A1 \* 1/2013 Yang ..... F16B 12/10  
403/376  
2013/0058707 A1 \* 3/2013 Wang ..... F16B 12/12  
403/205  
2013/0239509 A1 \* 9/2013 Wang ..... F16B 12/125  
52/704  
2014/0079509 A1 \* 3/2014 Chalverat ..... F16B 5/02  
411/366.1  
2016/0025125 A1 \* 1/2016 Bonney ..... F16B 12/125  
403/376  
2017/0321734 A1 \* 11/2017 Maertens ..... F16B 12/12  
2018/0031019 A1 \* 2/2018 Sjostedt ..... F16B 12/22  
2018/0135677 A1 \* 5/2018 Cattaneo ..... F16B 12/2027

\* cited by examiner

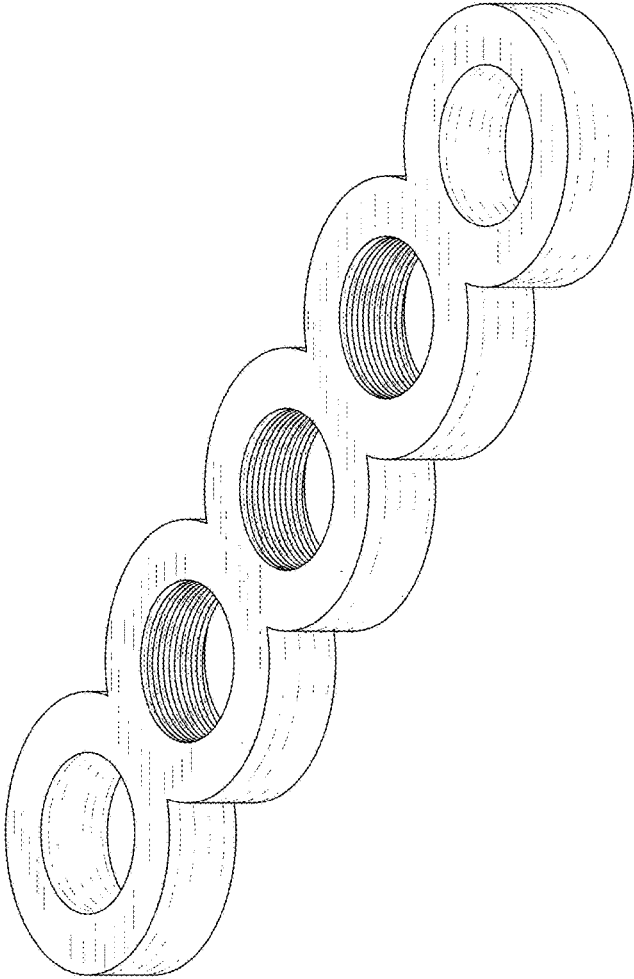


FIG 1

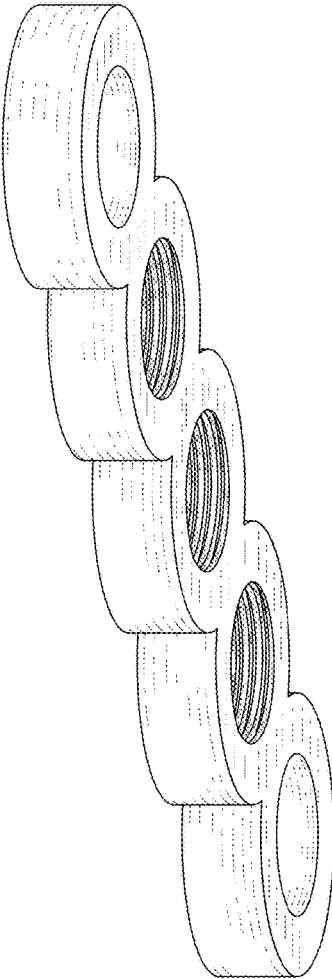


FIG 2



FIG 3



FIG 4

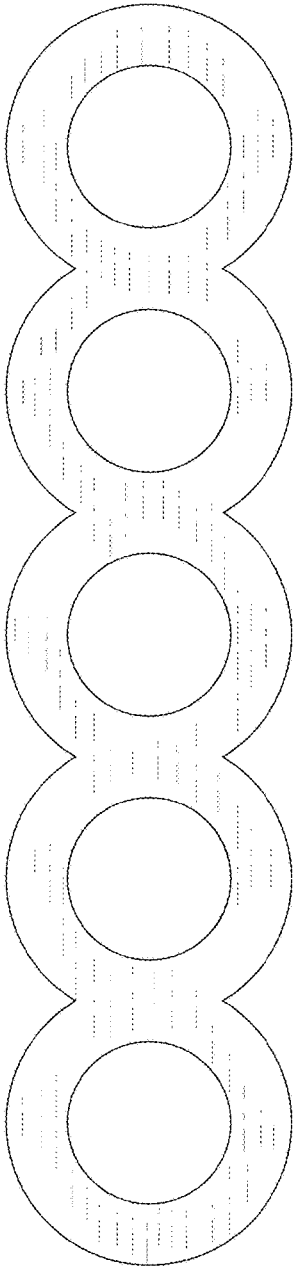


FIG 5

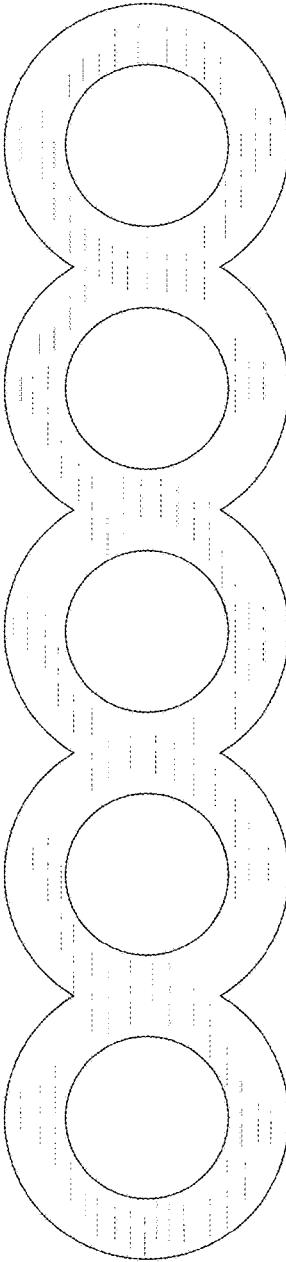


FIG 6



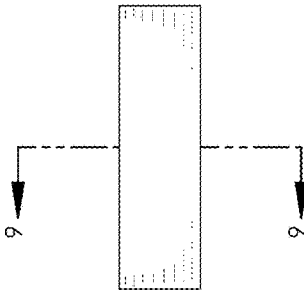


FIG 7

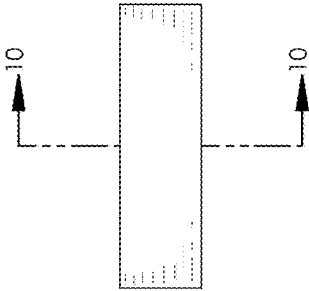


FIG 8



FIG 9

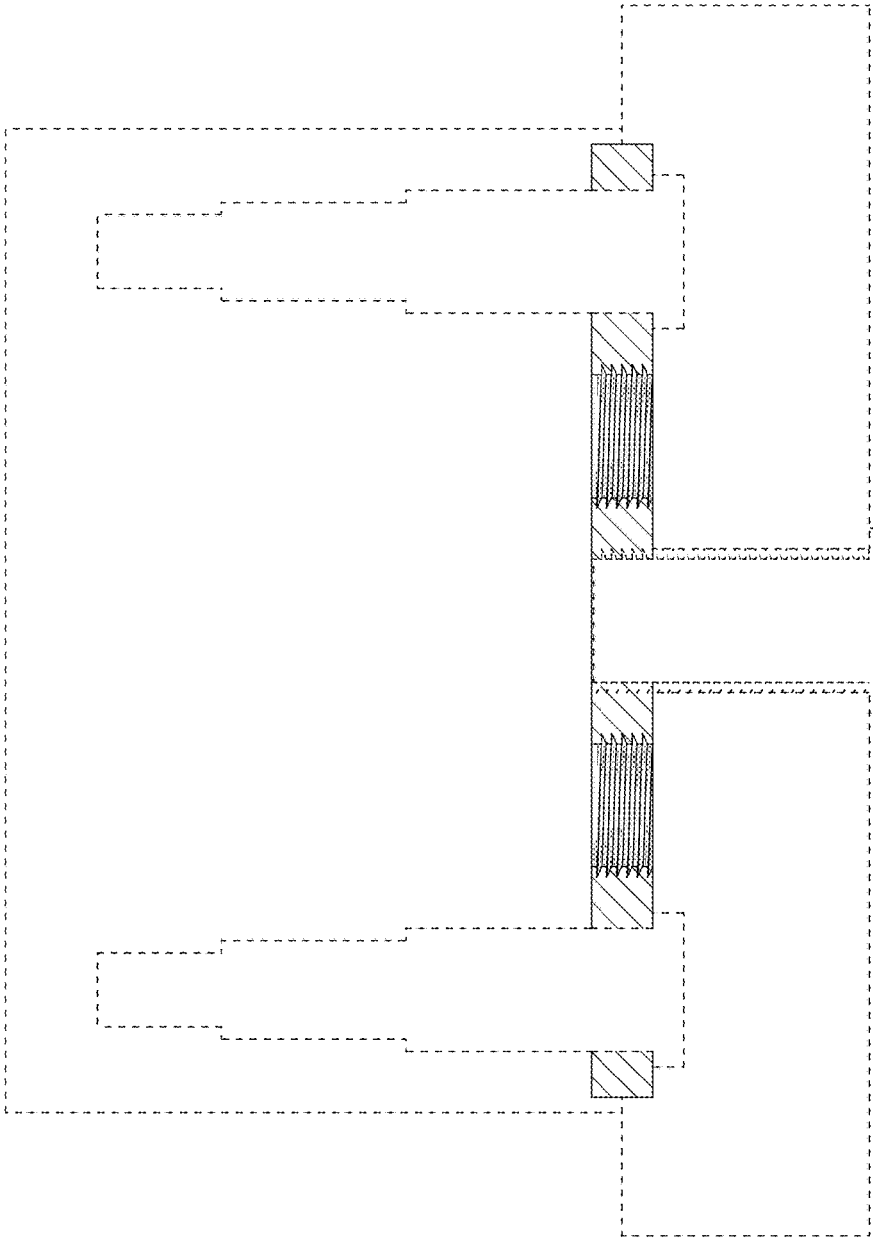


FIG 10