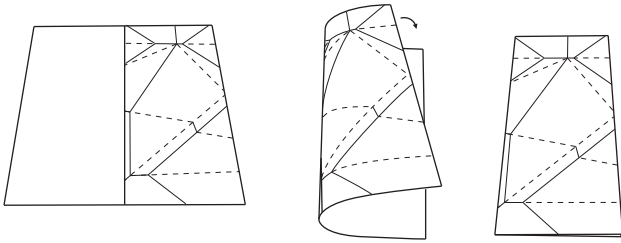
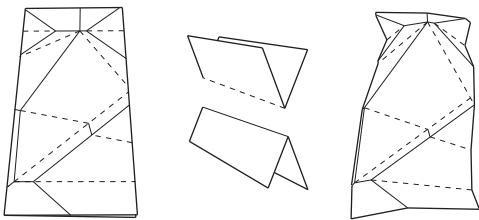


Instructions:

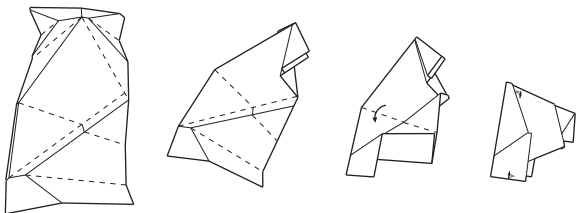
1. Fold the paper in half along the middle line



2. Pre-crease all remaining lines. Solid lines are mountain folds. Dashed lines are valley folds.



3. Completely collapse all folds. This should create one flat stack of folded paper



4. Make one straight cut through all layers from A to B. Then unfold both parts.

