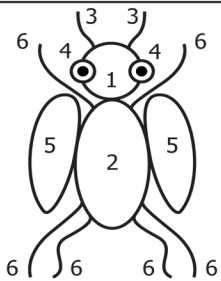


Beetle Drive



The Beetle has 14 parts which are designated to the following numbers of the dice:

- 1. THE HEAD 2. THE BODY 3. A FEELER (2)**
4. AN EYE (2) 5. A WING (2) 6. A LEG (6)

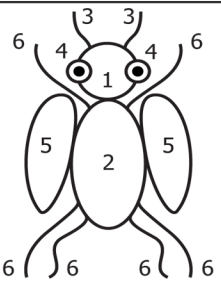
EACH PART MUST BE THROWN SEPARATLEY
 e.g. A "5" FOR EACH WING. A "6" FOR EACH LEG etc.
 Each part of the body drawn scores 1 point.
 Thus a Beetle drawn complete scores 14 points.

1	Score	Checked	2	Score	Checked	3	Score	Checked	1
									2
									3
4	Score	Checked	5	Score	Checked	6	Score	Checked	4
									5
									6
7	Score	Checked	8	Score	Checked	9	Score	Checked	7
									8
									9

Players Name:

Total Score:

Beetle Drive



The Beetle has 14 parts which are designated to the following numbers of the dice:

- 1. THE HEAD 2. THE BODY 3. A FEELER (2)**
4. AN EYE (2) 5. A WING (2) 6. A LEG (6)

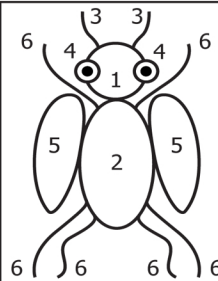
EACH PART MUST BE THROWN SEPARATLEY
 e.g. A "5" FOR EACH WING. A "6" FOR EACH LEG etc.
 Each part of the body drawn scores 1 point.
 Thus a Beetle drawn complete scores 14 points.

1	Score	Checked	2	Score	Checked	3	Score	Checked	1
									2
									3
4	Score	Checked	5	Score	Checked	6	Score	Checked	4
									5
									6
7	Score	Checked	8	Score	Checked	9	Score	Checked	7
									8
									9

Players Name:

Total Score:

Beetle Drive



The Beetle has 14 parts which are designated to the following numbers of the dice:

- 1. THE HEAD 2. THE BODY 3. A FEELER (2)**
4. AN EYE (2) 5. A WING (2) 6. A LEG (6)

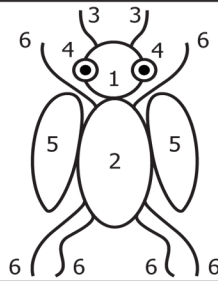
EACH PART MUST BE THROWN SEPARATLEY
 e.g. A "5" FOR EACH WING. A "6" FOR EACH LEG etc.
 Each part of the body drawn scores 1 point.
 Thus a Beetle drawn complete scores 14 points.

1	Score	Checked	2	Score	Checked	3	Score	Checked	1
									2
									3
4	Score	Checked	5	Score	Checked	6	Score	Checked	4
									5
									6
7	Score	Checked	8	Score	Checked	9	Score	Checked	7
									8
									9

Players Name:

Total Score:

Beetle Drive



The Beetle has 14 parts which are designated to the following numbers of the dice:

- 1. THE HEAD 2. THE BODY 3. A FEELER (2)**
4. AN EYE (2) 5. A WING (2) 6. A LEG (6)

EACH PART MUST BE THROWN SEPARATLEY
 e.g. A "5" FOR EACH WING. A "6" FOR EACH LEG etc.
 Each part of the body drawn scores 1 point.
 Thus a Beetle drawn complete scores 14 points.

1	Score	Checked	2	Score	Checked	3	Score	Checked	1
									2
									3
4	Score	Checked	5	Score	Checked	6	Score	Checked	4
									5
									6
7	Score	Checked	8	Score	Checked	9	Score	Checked	7
									8
									9

Players Name:

Total Score: