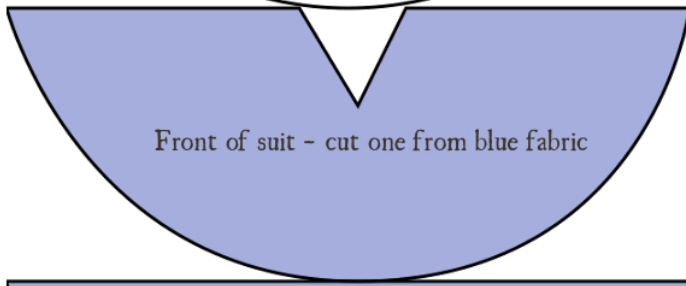
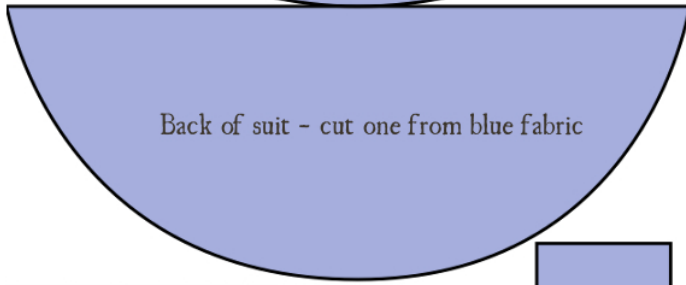


Head - cut two each from white fabric, and two from red lining material. Embroider the face and buttons on one white circle.



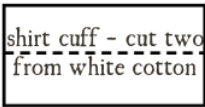
Front of suit - cut one from blue fabric



Back of suit - cut one from blue fabric



Coattails - place top edge along a fold of blue fabric



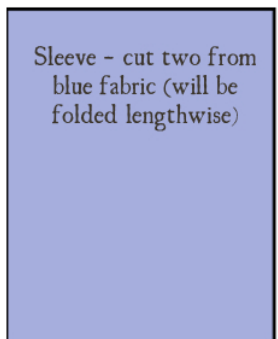
shirt cuff - cut two from white cotton



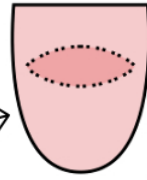
Pant leg - cut four from blue fabric



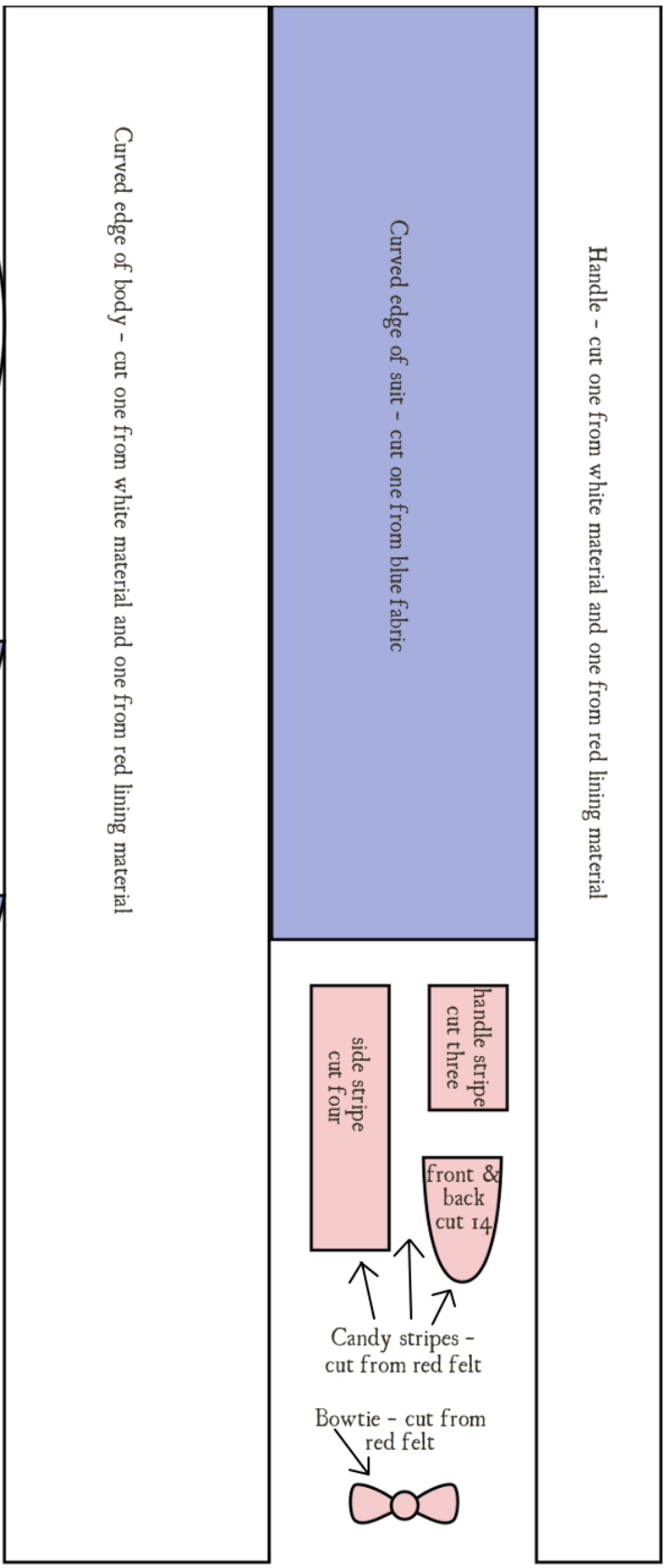
Mitt - cut four from red cotton



Sleeve - cut two from blue fabric (will be folded lengthwise)



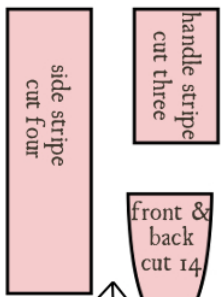
Boot - cut four from red cotton



Curved edge of body - cut one from white material and one from red lining material

Handle - cut one from white material and one from red lining material

Curved edge of suit - cut one from blue fabric



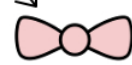
side stripe cut four

handle stripe cut three

front & back cut 14

Candy stripes - cut from red felt

Bowtie - cut from red felt



This free pattern is for personal use only. Don't sell this pattern or anything you make with it, and certainly don't tell Frederator who made this.